

# Get set Southwark



host borough of the  
Olympic and Paralympic Games

## Domestic Abuse Update

# Contents

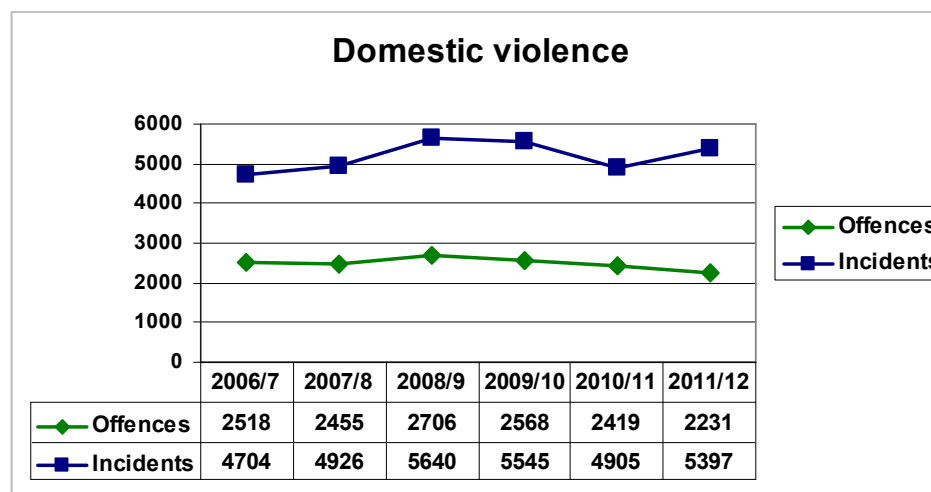
- **Data and intelligence**
- **Housing update**
- **Community safety partnership services update**



# Longer term trends

	2003/4	2004/5	2005/6	2006/7	2007/8	2008/9	2009/10	2010/11	2011/12 (predicted)
All crimes	46276	43771	41432	39713	40029	39272	37011	36273	34217
Change against previous year	-	● -5%	● -5%	● -4%	● 1%	● -2%	● -6%	● -2%	● -6%

- Domestic abuse accounts for approximately 6.5 - 7% of all recorded crime in Southwark
- Recorded offences are on a downward trend
- Many issues can affect the data
  - Incidents vs offences
  - Research suggests 35 incidents until first report
  - Of the named domestic violence suspects in 2011/12, 11% were repeat offenders
  - Other ways of reporting



# The strategic assessment

- Informs the Safer Southwark Partnership's priorities and activities
- This year's has just been finalised (data 2011/12)
- The following is from the strategic assessment - the most up to date information available



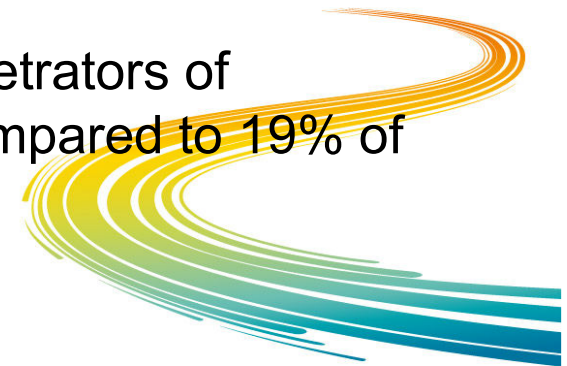
# People

- **Victims**

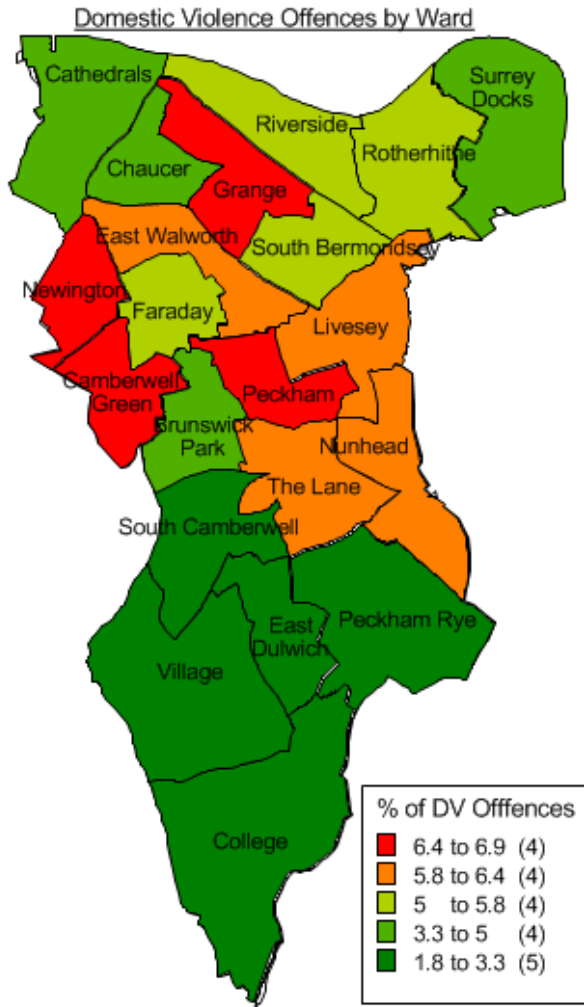
- 77% of domestic abuse victims are female and 23% are male
- Just under 38% of domestic abuse victims are repeat victims
- Afro-Caribbeans are over represented as victims of domestic abuse - 40% of victims compared to 19% of the Southwark population

- **Perpetrators**

- 81% of domestic abuse suspects are male and 19% are female
- 11% were repeat offenders
- Afro-Caribbeans are over represented as perpetrators of domestic abuse - just under 43% of victims compared to 19% of the Southwark population



# Places and times



- 38% of domestic abuse incidents occur on Friday or Saturday nights
- Peak times are in the evening and night time



# Community housing services

- Assess applications from victims of domestic abuse who are unable to return to their home to determine whether they are owed a housing duty by the Authority under the Housing Act as a homeless household
- For the period covering from 01/04/11 – 31/03/12, 87 (8.5%) applications were received from victims claiming that they were homeless on grounds of domestic abuse
- Of those who applied as homeless on grounds of domestic abuse, 67 were in fear of violence from someone within their own home and 20 were in fear from persons not living with them
- Of the 87 that applied as homeless on grounds of domestic abuse a housing duty was only accepted for 34 applications (39%)

# Area management services

- Domestic abuse makes up around 8% (50 for the current year) of all reported cases of ASB amongst properties owned by LB Southwark
- Area management work closely with SASBU, the police and the council's IDVA's to support the individual/household and identify the most appropriate route forwards
- Resolution includes a mixture of actions aimed at supporting victims and tackling the perpetrator where possible





# Community safety projects update

- New memorandum of understanding developed for temporary accommodation
- Preparation for children's services inspection
- Lead commissioner arrangements developed
  
- New service has now gone live
  - The communication and implementation plan delivered – including new web pages, press articles, Tooley Street stall
  - 34 clients transferred to the new service - working with previous service providers
  - In the first two weeks, 35 new referrals were received

